




Full-stack microphone array design

Abstract – We present **Pyramic**¹, a *full-stack open* microphone array design. Full-stack open means that every step of the array design from the hardware up to data collection and algorithms is open and documented. The result is a collection of templates under **permissive licenses** covering the whole design process and that can be reused as needed.

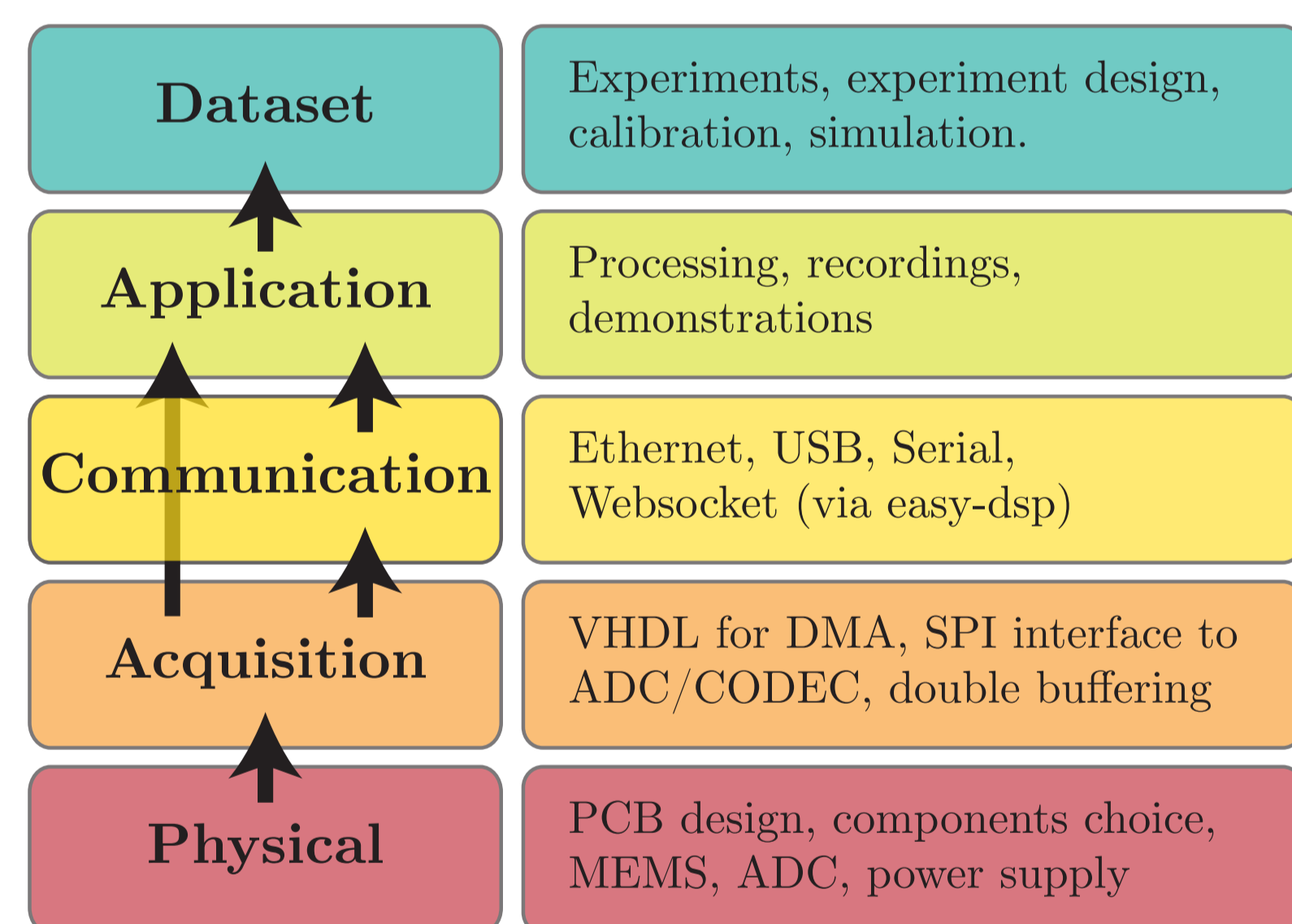
Targets – Compact arrays, embedded arrays, robotics, IoT, wearables

The Pyramic array



- **48 microphones** distributed on 6 edges
- 2 output channels
- Sampling frequency @ 48 kHz
- Bit depth of 16 bits per channel
- FPGA reads samples into shared memory
- Dual-core ARM CPU @ 800 MHz

Full-stack design



Physical layer: PCB design¹

- Each sub-array is 27 cm long
- **Microphones:** Analog INMP5404 MEMS
- **Analog to Digital converter (ADC):** AD7606

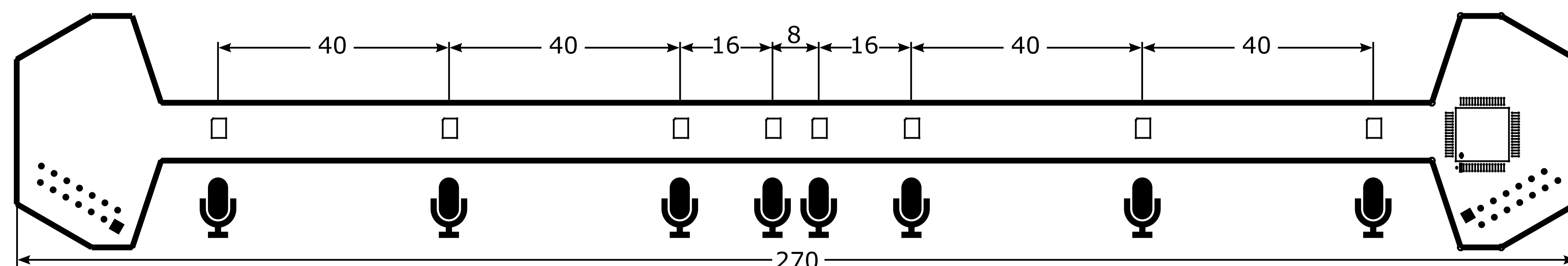
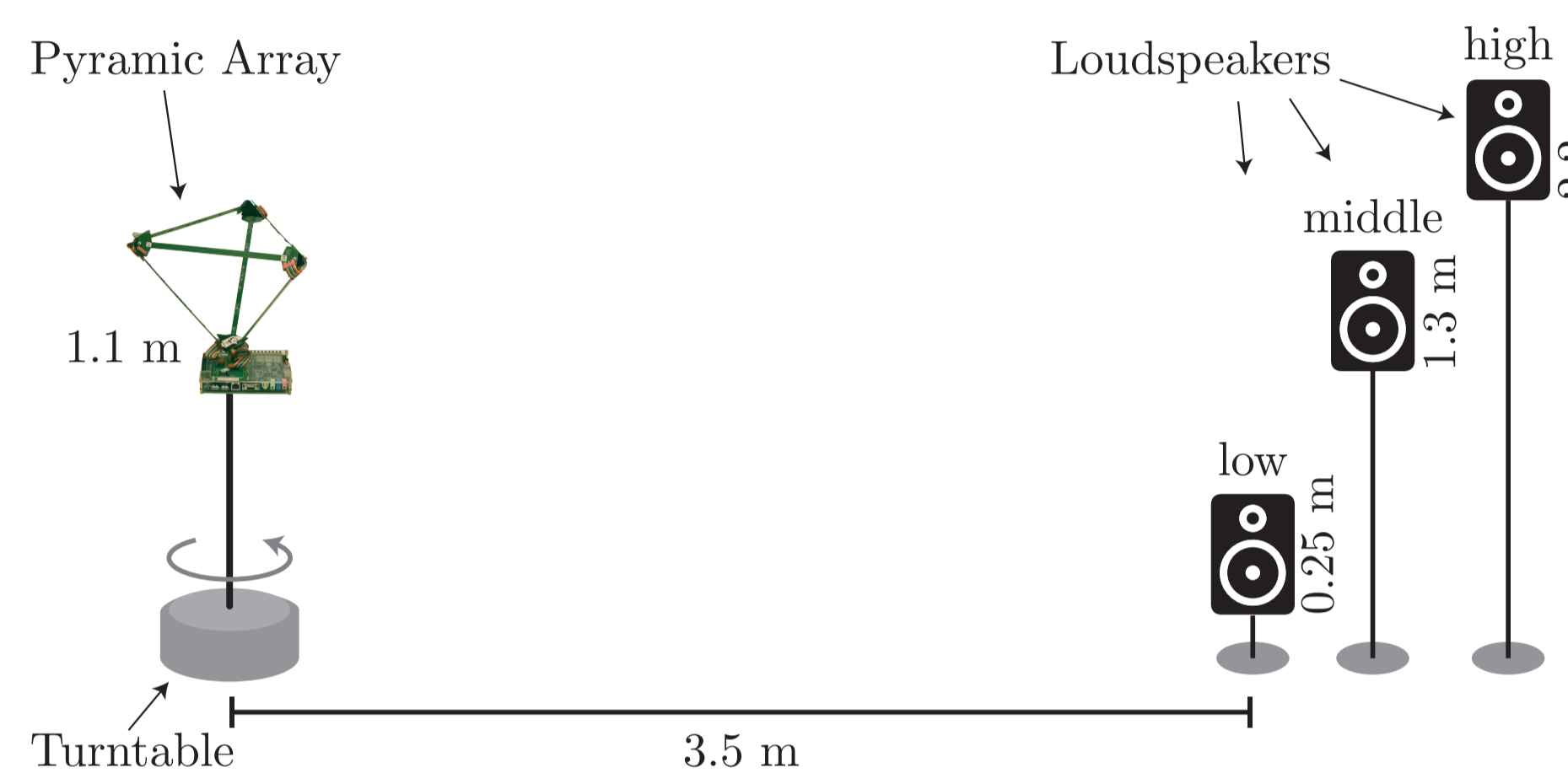


Figure 1: In a single PCB, six microphones form a uniform linear array, with the remaining two closely spaced at the center to avoid spatial aliasing. Distances are in millimeters.

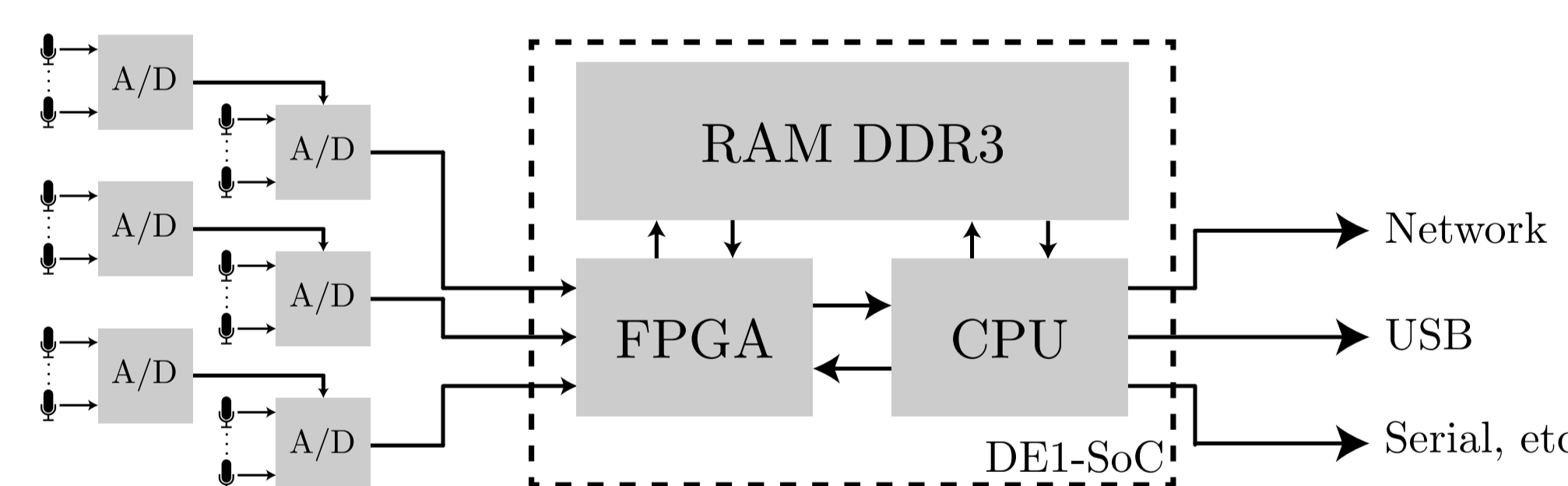
Dataset layer: Anechoic recordings²

- Recordings done in anechoic chamber
- Array fully rotated in increments of **2 degrees**
- Three loudspeaker heights
- Total of 540 positions
- 8 samples per position (2x sweeps, 1x noise, 5x speech)



Communication/Application layer

- System-On-Chip with FPGA/ARM, 1GB RAM
- Linux system
- Ethernet connection to the network
- USB/Serial communication
- Easy-DSP³: Browser based processing interface



Calibration and Code Samples

- Manual calibration improved with self-localization [Thrun 2006]
- Dataset wrapper and code samples provided in Python²

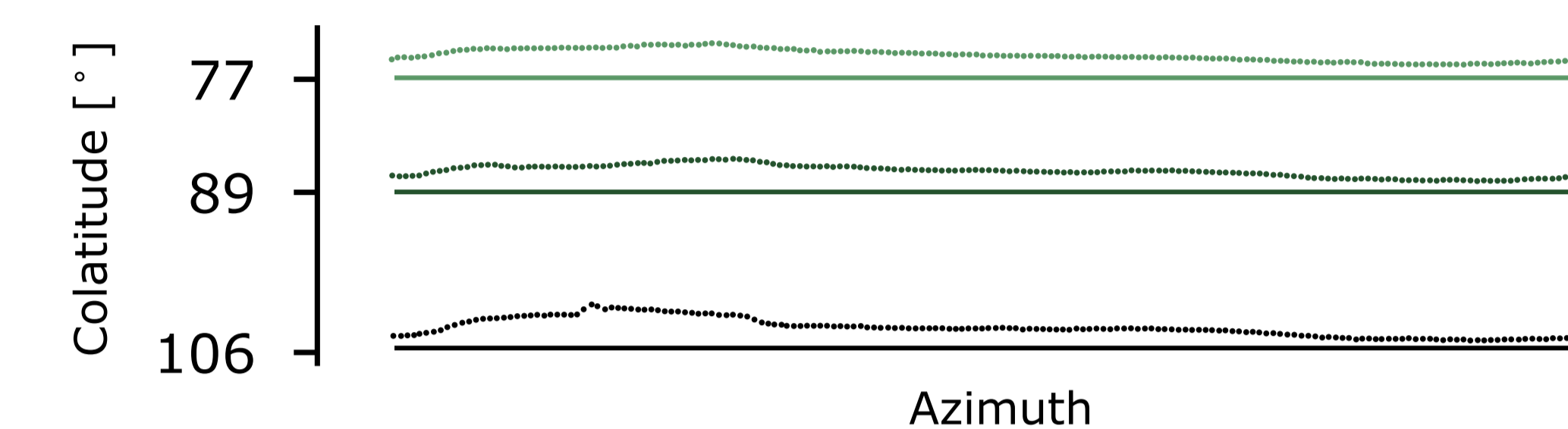
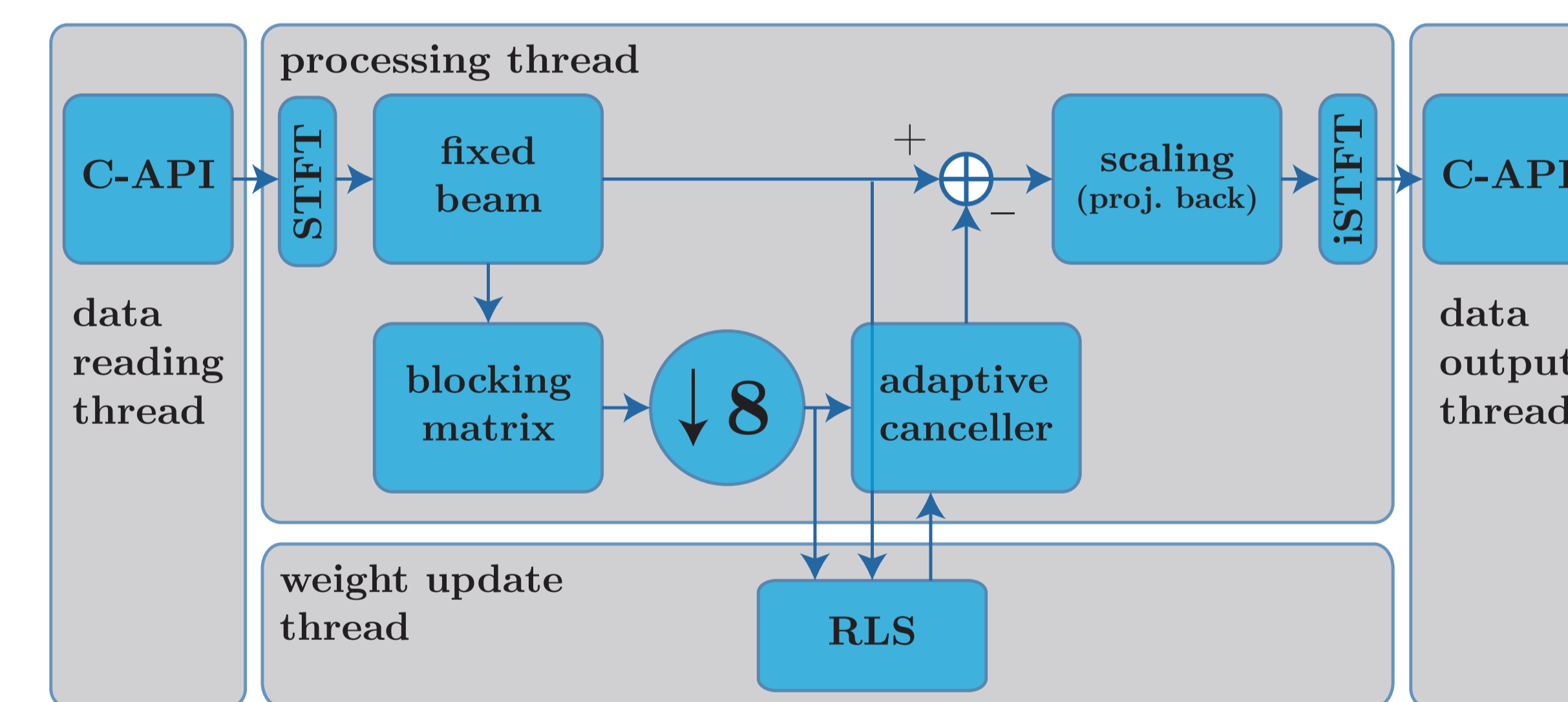


Figure 2: Difference of manual (solid line) and optimized (dotted line) calibrations.

Tonight: Demo! Real-Time Beamforming⁴

Demo session at 19:30

- Fixed 48-channel beamformer computed during calibration step
- Number of channels reduced to 6 in the adaptive branch
- Recursive least squares (RLS) computes the adaptive weights
- Multi-threaded implementation



Publications using the Pyramic array

- H. Pan, R. Scheibler, E. Bezzam et al., *FRIDA: FRI-based DOA Estimation with Arbitrary Array Layout*, ICASSP, 2017
- E. Bezzam, R. Scheibler, J. Azcarreta, H. Pan et al., *Hardware And Software For Reproducible Research In Audio Array Signal Processing*, ICASSP, 2017
- R. Scheibler, D. Horiike, N. Ono, *Blinkies: Sound-to-light conversion sensors and their application to speech enhancement and sound source localization*, APSIPA, 2018

Get it all!

- Free, as in *free speech*, and as in *free beer*!!
- ¹Pyramic hardware and software: <https://github.com/LCAV/Pyramic>
- ²Dataset: <https://zenodo.org/record/1209563#.W5q0kxkuKuk>
- ³Easy-DSP: <https://github.com/LCAV/easy-dsp>
- ⁴Demo software: <https://github.com/fakufaku/pyramic-demo>

